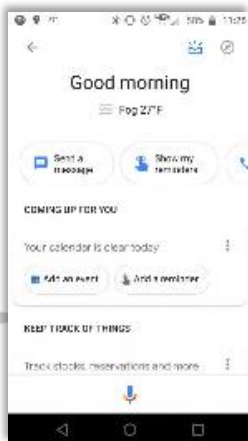


LEIDOS PILOT VOICE APP REFERENCE GUIDE

Supporting Platforms

You have several options of using the Automated Voice Services. You can use a smart speaker device or you may use the Alexa or Google Assistant app on a smart phone. (iPhone or Android)



"Alexa, open Flight Service."


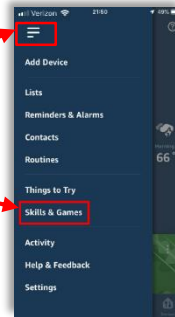


works with the Google Assistant

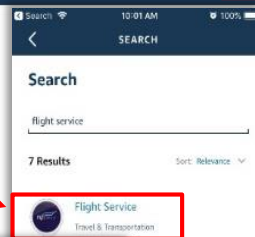
1. Open the Alexa app on your device and tap the menu icon in the upper left of the screen.

2. Tap "Skill & Games"


3. Tap on "the search icon" and enter "Flight services" in the search field:



4. In the search results, tap on the Leidos Flight Service skill:




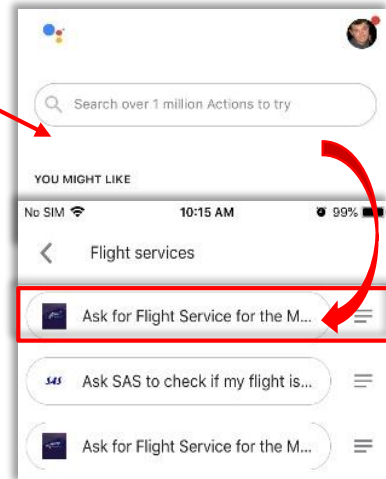
5. Tap on the "ENABLE TO USE" button and your skill is ready to use:



1. Enter "flight service" in the search field:

2. In the search results, tap the option button next to "Ask for Flight Service for the M..."

3. Tap on the "Link" button



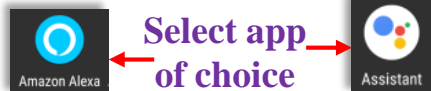
To use Adverse Condition Update, you will need to Link your account. Use the same login username and password you use on 1800wxbrief.com



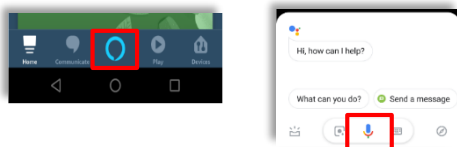
LEIDOS PILOT VOICE APP REFERENCE GUIDE

How to use:

Select app
of choice



Select button at the
bottom of the screen



Say or Speak :
“Open Flight Service”

Popular Phrases

METAR/TAF

- What is the TAF for Lima Alpha Lima
- Give me the METAR for Oscar Sierra Hotel
- Tell me the TAF for Alpha Tango Whiskey

Aviation Forecast Discussion

- I would like an aviation forecast discussion for Lima Alpha Lima
- Aviation forecast for Papa Romeo Charlie

Adverse Conditions Update

- Give me my Adverse Conditions Update
- I need Adverse Conditions Update
- Adverse Conditions Update
- Please give me an Adverse Conditions Update

android

“Alexa, open Flight Service.”

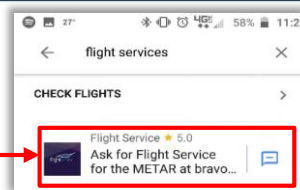
1. Open the Alexa app on your device and tap the menu icon in the upper left of the screen.

2. Tap “Skill & Games”

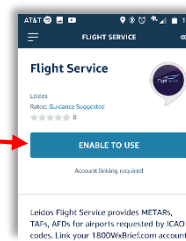
3. Tap on “the search icon” and enter “Flight services” in the search field:



4. In the search results, tap on the Leidos Flight Service skill:



5. Tap on the “ENABLE TO USE” button and your skill is ready to use:

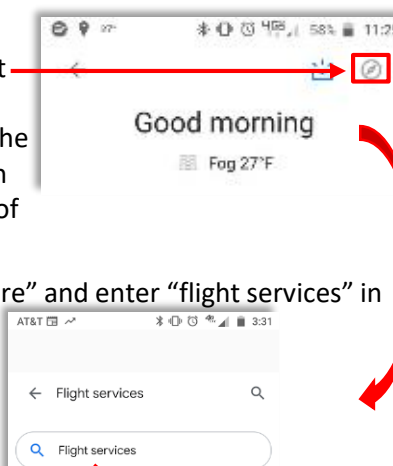


To use Adverse Condition Update, you will need to Link your account. Use the same login username and password you use on 1800wxbrief.com

works with the
Google Assistant

1. Open the Google Assistant app on your device and tap the “Explore” icon in the upper right of the screen

2. Tap on “Explore” and enter “flight services” in the search field:



3. In the search results, tap on the Leidos Flight Service app:

